

 **HYDREMA**



Hydrema
922G Series

ARTICULATED DUMP TRUCKS

Innovative earthmoving since 1959

Since 1959 Hydrema has developed, manufactured, sold and serviced high-tech construction machines. Efficient, innovative and high-quality machines. Our products distinguish themselves from other products on the market through their technical and physical capabilities. Very well suited to perform specialized tasks in construction and installation work.

 **HYDREMA**





HYDREMA 922G SERIES:

Powerful dump trucks with maximum traction.

The 922G Series is the obvious choice for earthmoving in soft terrain and areas demanding very low ground pressure.

With maximum traction, better grip and record low ground pressure, the 922G Series is made for earthmoving in soft and muddy terrains.

Developed for sensitive and rough terrain

The Hydrema 922G Series are articulated dump trucks in the 20 and 22 ton class, developed for sensitive and rough terrain. The combination of the market's lowest unladen weight, unique articulated pivot joint, bogie axles with high pendulum angle and the highest power to weight ratio on the market give these dump trucks unrivaled terrain maneuverability.

Stable driving performance

The Hydrema 922G Series offers excellent driving capabilities at all speeds and on all surfaces due to the oscillated and hydraulically stabilized pivot joint.

The combination of the rigid front axle with electronically controlled suspension, that control the level and alignment of the machine in an optimal position, and the heavy-duty bogie rear axle, provide the operator with a high level of stability and comfort, especially during the tipping process.

Due to the design, all 6 wheels are in constant contact with the surface, which means low ground pressure as the weight is equally distributed.

More power and better fuel economy

In rough terrain, engine power and torque make all the difference. Equipped with the EGR-free 6-cylinder Cummins B6.7 Stage-V engine and an intelligent 6-gear ZF Soft-Shift transmission, the performance of the 922G Series is better than any previous version of the 22 tonnes dump truck from Hydrema.

The intelligent transmission effectively translates the engine's 314 hp and 1288 Nm of torque into the maximum tractive effort. Moreover, the advanced transmission shifting system guarantees a smooth gear shift that prevents the wheels from slipping and continues to provide maximum torque and traction.

At the same time, the improved fuel economy and longer maintenance intervals between the changing of fuel and oil filters, contribute to a reduced cost of operation and lower total cost of ownership.

Smooth operator

Providing our operators with the best and most comfortable working conditions where they can sit back and enjoy their work has always been our goal.





Upgraded retarder system

With an upgraded and more powerful retarder system, the hydraulic system now consists of 5 independent hydraulic pumps to ensure that all the functions of the 922G Series operate independently and with the least amount of energy loss.

The powerful retarder system is a combination of engine brake and hydraulic retarder. It is operated via the "retarder joystick" in the right armrest and will significantly relieve the service brake when travelling downhill.

With the 922G Series, Hydrema also introduces a new brake-care system. If the brakes overheat, the operator receives a warning in the dashboard accompanied by an acoustic alarm.

Short tipping cycles

As time is valuable, we have focused on making the tipping process as fast as possible. The 5-pump hydraulic system ensures that steering and tipping never feel "sluggish". The separate pumps provide independent control of steering and tipping functions, so the vehicle can be positioned while initiating tipping.

The 2 powerful tipping cylinders underneath the dump truck body are well-protected and have a short stroke length, which enables the body to be raised quickly and provides faster unloading.

The electric-servo controls enable new features for smooth tipping, which provides a soft start and stop when raising and lowering the body. Along with expanded functionality, the auto-body-return system

now includes auto-raising of the body. The automatic tipping throttle will increase the engine speed when the tipping function is activated to raise the body faster.

To improve safety in the tipping process, an inclination indicator in the dashboard (hoist assistance) provides the operator with an alarm if it is unsafe to tip.

Payload measuring system

To increase efficiency and prevent underloading/overloading of the 922G Series, Hydrema has developed a payload measuring system. When activated, the system calculates the payload via pressure sensors and angle of the vehicle, and the calculated payload then is shown to the operator in the dashboard.



ADVANTAGES

Very low ground pressure

Highest power-to-weight ratio on the market.

Lowest unladen weight on the market

Extremely simple and user-friendly. High safety and operator comfort.

High quality. Solid design. Built to last. Rental friendly.





HYDREMA 920HM:

Avoid unnecessary breaks, getting stuck in the mud. Go for the 920HM.

The 920HM is the right choice for earthmoving in soft terrain with maximum traction, better grip and record-setting low ground pressure.

Equipped to operate in very demanding conditions

Targeted toward ultra low ground pressure jobs, the Hydrema 920HM dump truck is developed and equipped to operate in the most demanding conditions, making it the obvious choice for earthmoving in soft and muddy terrains.

920mm standard tires

The 920HM is a dump truck in the 20 ton class, with the same dimensions and features as the rest of the 922G Series dump trucks. However, one difference is the 920HM dump truck comes equipped with the standard 920mm tires that provide maximum traction and record-setting low ground pressure of 12psi when fully loaded.

The wider bias-belted tire with steel reinforcement for high puncture resistance has outstanding off-road characteristics with excellent grip and exhibits self-cleaning characteristics, making it perfect for soft terrain.





CAB COMFORT:

Great work space with an excellent view.

Supreme operating environment. Air-suspended seat and integrated multi-joystick, keeps operator productivity up all day long.

The spacious cab has 2 doors, with lighting for safe entry in all light conditions, great visibility and an easy-to-clean interior. For maximum safety, the cab is ROPS/FOPS approved with heavy-duty viscous mounts to reduce vibrations.

All functions have the best ergonomic positions, so the operator feels comfortably

seated at all times. The multi-joystick control is installed as an integrated part of the right armrest in the new standard air-suspended seat, which includes ventilation and longitudinal dampening. The armrests and steering wheel are multi-adjustable.

The computer-controlled instrument display with data storage, a powerful heating and

cooling system, a storage box, and connections for 12V and 24V plugs are standard equipment in the cabin.

The multi-joystick operates the main dump truck functions, such as tipping, gear selection, forward/reverse and differential lock, which provides easy control at your fingertips.



SERVICE & MAINTENANCE:

Service access made easy.

Maximize the uptime with easy access, quick servicing and online monitoring through Hydrema Telematics.

Service access

When conducting service and maintenance checks, accessing the engine and various filters is made easy. With a simple push of a button in the cab, the bonnet will open electronically.

The large bonnet opening allows full and safe access to all service points, so daily service checks can be carried out quickly.

By conducting daily and correct maintenance, you ensure a long service life and avoid unnecessary breakdowns. Moreover, the optional automatic lubrication kit helps your machine take care of its greasing requirement.

Hydrema Telematics

The dump trucks can be equipped with the Hydrema Telematics tracking system. Hydrema Telematics is a data collection tool which collects information from the machine via sensors and electronics.


Users can individually log in to the online portal and gain access to the downloaded data from the engine, transmission and other key components along with real-time reports of the working hours and location of the machine.

By analyzing the collected data, the owner or operator can optimize both the operational and financial control of the machine.

The Hydrema Telematics system can help diagnose problems by displaying alarm codes and other vital data from the machine via the online portal, so the Hydrema service-team can diagnose faults rapidly and accurately.

Rental-friendly

Developed and designed for everyday use in all kind of conditions and with the added new operator-friendly features, the 922G Series is exceptionally well-suited for the rental market.



CONFIGURATIONS:

Multiple choice.

Hydrema 922G Series dump trucks offer you several different configurations depending on your needs and requirements.

The 922HM version have 800mm (31.5 in) wide tires for superb off-road capabilities. If you want the lowest possible ground pressure go with the 920HM version with its 920mm wide tires.

The 922G Series is available in both a standard version with a dumper body, as well as in 2 MultiChassis versions with a short or long wheelbase, where a variety of customized solutions can be fitted.

The MultiChassis versions provide a universal platform to mount such things as a water tank, a lime spreader, equipment for forestry or a Hooklift for container handling - or perhaps a flatbed body, which allows transport of building equipment and material, tools, timber or heavy machinery. The choice is yours!

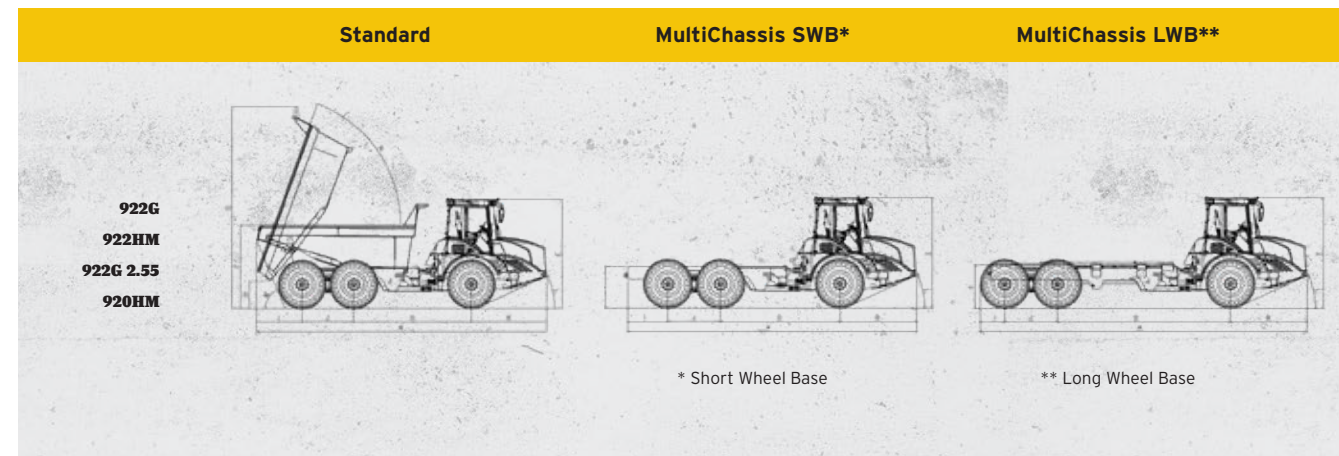


922G 2.55 for road use

The dump truck is also available in a road version – the 922G 2.55. The dump truck body, axles and EM-tires are more narrow

compared to the standard version, keeping the width below 2.55m and making registration for driving on public roads possible.* The 922G 2.55 is available in both 18.6 and 31 mile/h versions.

(*Region dependent)



“
The golf course architects recommended Hydrema 922 for the job. We collect sand and soil around 2 km from the entrance to the golf course and can run all the way to where the material must be unloaded, leaving no damage to roads and fragile fairways.”



TECHNICAL DATA:

Designed and built to last.

Chassis

Articulated chassis with pendulum bar and double hydraulic stabilizers in the centre pivot. Gives a high degree of stability both when driving and dumping. Fabricated in high tensile steel in order to obtain the highest possible strength and the lowest possible unladen weight. Oscillation: +/- 12°.

Axles

Front: Rigid axle with electronically controlled suspension and level control. Individual level control on each side aligns the machine in optimal position. The front axle has a differential lock with 75% locking action. **Rear:** Heavy Duty boogie axle with reduction gear in the hubs. Simple and maintenance-free design. Large pendulum angle.

Engine

Cummins B6.7 litre 6 cyl. Stage-V engine with DOC, DPF and SCR catalyst with Ad-Blue additive. 24-valve common rail turbo-diesel with intercooler and electronic variable turbocharger (used for engine brake). Max. Power: 231 kW/314 HP at 2000 rpm. Max. Torque: 1288 Nm at 1500 rpm.

Dumptruck body

Body in high tensile Hardox 450 steel without side ribs. The double action tipping cylinders are located under the body for maximum protection. Option: exhaust heated body and hydraulic activated tail gate. Tipping time: Up 7.5 sec. / Down 5.5 sec. Tipping angle: 70°.

Brakes / Retarder

Full dual-circuit brake system with oil immersed disc brakes on all 6 wheels. Fail-Safe parking brake on the front axle. Maintenancefree brakes. Manually operated retarder which is a combination of engine brake and hydraulic retarder. Max. Retarder Power: 300 kW/405 hp.

Hydraulic system

Consists of 5 hydraulic pumps: **Pump 1:** 48.9 gal/min constant flow pump for brakes, stabilizer, differential lock and suspension. **Pump 2:** 51.5 gal/min variable pump for articulated steering. **Pump 3:** 51.5 gal/min constant flow pump for tipping function and retarder. **Pump 4:** 16.9 gal/min constant flow pump for additional retarder power. **Pump 5:** 6.9 gal/min variable flow pump for emergency steering.

Transmission

ZF ERGOPOWER 6WG-210 aut. Transmission with 6 forward and 3 reverse gears. The transmission is equipped with 100% lockup in all gears and manual activated differential lock between the front and rear. Automatic or manual gearshift. Max speed: Forward: 31 mile/h - Reverse: 19.3 mile/h. Max. tractive effort: 223 KN

Fuel

Diesel: 79.3 gal tank.
Ad Blue: 8.2 gal tank.
Both integrated in the front chassis.

Cab

Spacious ROPS/FOPS approved cab with viscous mounts and excellent view. Air suspended seat with ventilation and longitudinal damping. Adjustable steering wheel and multi-joystick control. Auto tipping and lowering function of the body.

Steering

Servo activated hydrostatic steering. Separate variable pump for steering function. Max. steering angle: +/- 38°.

Electrical system

Standard 24V system with 70 Amp. alternator. Batteries: 2x 12V, 100Ah.

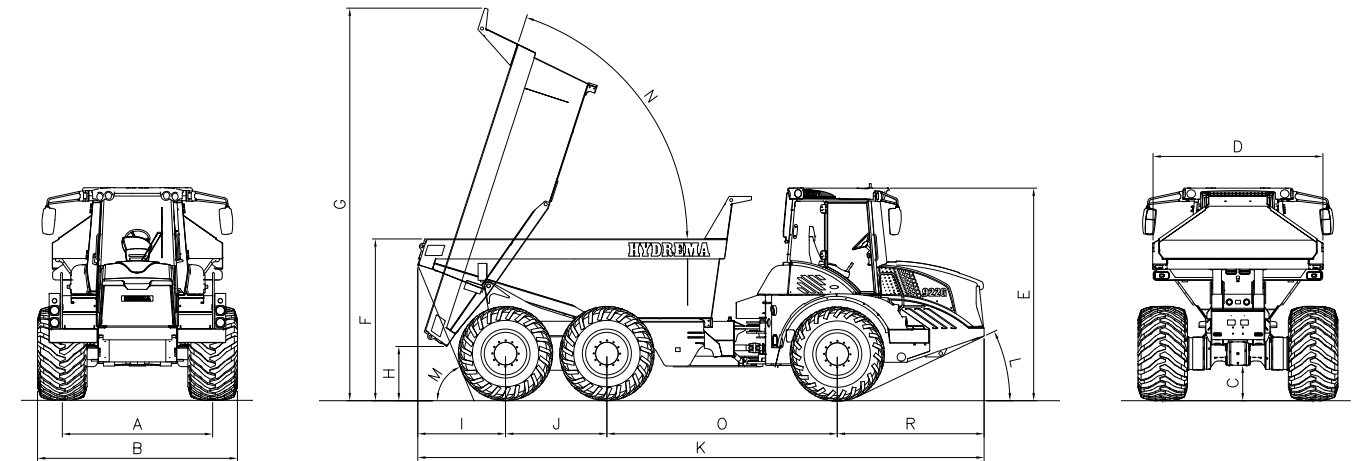
Sound level

LpA: 73 dB(A) (in cab)
LwA: 106 dB(A) (outside cab)

Safety

Additional safety is provided via:
Hoist assistance indicating unsafe tipping
Rear-view camera
Brake wear indicator shows if the brakes are overheating

Dimensions.



		922G			922HM			922G 2.55			920HM			
		STD.	MC SWB*	MC LWB**	STD.	MC SWB*	MC LWB**	STD.	MC SWB*	MC LWB**	STD.	MC SWB*	MC LWB**	
	Tires	600/60x30.5			800/45-30.5			20.5-R25 EM			920/45xR25			
	Total weight	lb	79,146	78,264	78,705	80,138	79,256	79,697	80,689	79,807	80,248	76,059	74,847	75,288
	Unladen weight	lb	35,053	29,762	30,203	36,046	30,754	31,195	36,597	31,306	31,747	36,376	30,754	31,195
	Load capacity	lb	44,092	48,502	48,502	44,092	48,502	48,502	44,092	48,502	48,502	39,683	44,092	44,092
B.	Total width	ft-in	9'7"	9'7"	9'7"	10'5"	10'5"	10'5"	8'4"	8'4"	8'4"	10'11"	10'11"	10'11"
C.	Clearance	ft-in	1'7"	1'7"	1'7"	1'7"	1'7"	1'7"	1'7"	1'7"	1'7"	1'5"	1'5"	1'5"
D.	Dump truck body width	ft-in	9'	-	-	9'	-	-	8'4"	-	-	9'	-	-
E.	Total height	ft-in	11'5"	11'5"	11'5"	11'5"	11'5"	11'5"	11'5"	11'5"	11'5"	11'3"	11'3"	11'3"
	Transport height	ft-in	11'3"	11'3"	11'3"	11'3"	11'3"	11'3"	11'3"	11'3"	11'3"	11'2"	11'2"	11'2"
F.	Loading height	ft-in	8'10"	-	-	8'7"	-	-	8'10"	-	-	8'8"	-	-
G.	Height with raised body	ft-in	20'9"	-	-	20'9"	-	-	20'9"	-	-	20'8"	-	-
H.	Tipping clearance	ft-in	2'8"	-	-	2'8"	-	-	2'8"	-	-	2'8"	-	-
I.	Overhang, rear	ft-in	4'8"	4'	2'6"	4'8"	4'	2'6"	4'8"	4'	2'6"	4'8"	4'	2'6"
J.	Wheel base, bogie	ft-in	5'4"	5'4"	5'4"	5'4"	5'4"	5'4"	5'4"	5'4"	5'4"	5'4"	5'4"	5'4"
K.	Length	ft-in	30'1"	29'6"	33'5"	30'1"	29'6"	33'5"	30'1"	29'6"	33'5"	30'1"	29'6"	33'5"
L.	Approach angle, front	°	26	26	26	26	26	26	26	26	26	25	25	25
M.	Approach angle, rear	°	68	-	-	68	-	-	68	-	-	68	-	-
N.	Tipping angle	°	70	-	-	70	-	-	70	-	-	70	-	-
O.	Wheel base	ft-in	12'2"	12'2"	17'7"	12'2"	12'2"	17'7"	12'2"	12'2"	17'7"	12'2"	12'2"	17'7"
R.	Overhang, front	ft-in	7'10"	7'10"	7'10"	7'10"	7'10"	7'10"	7'10"	7'10"	7'10"	7'10"	7'10"	7'10"
	Body capacity, levelled	y³	12	-	-	12	-	-	12	-	-	12	-	-
	Body capacity, heaped	y³	15,7	-	-	15,7	-	-	15,7	-	-	15,7	-	-
	Tipping time, raise	sec.	7,5	-	-	7,5	-	-	7,5	-	-	7,5	-	-
	Tipping time, lower	sec.	5,5	-	-	5,5	-	-	5,5	-	-	5,5	-	-
	Turning radius, outer	ft	27,46	27,46	38,38	27,85	27,85	36,71	26,84	26,84	35,7	28,12	28,12	37
	Ground pressure (loaded)	psi	19	19	19	14	14	14	21	21	21	12	12	12





HYDREMA US INC.
Call +1 404 614 1747

MORE INFO
www.hydrema.us

 **HYDREMA**